

PROFICY® OPERATIONS HUB 2025



Modern, centralized OT visualization with no-code configuration, native HTML5 & remote access

Enable collaboration & continuous improvement with OT business intelligence, centralized visualization/configuration & digitized processes

Looking to quickly analyze production data for an issue you saw? Need to extend operations visibility to non-OT personnel? Tired of wasting money on siloed and fit-for-purpose interfaces?

Proficy Operations Hub is a centralized environment to rapidly build industrial applications (data connectivity, aggregation and visualization), enabling improved plant operations through comprehensive, contextual information that’s easier to analyze and act upon independently of location.

With Proficy Operations Hub and HTML5 technology, teams across all levels in an organization can increase operational efficiency and make better decisions based on real-time and historical plant-wide application data, including historian, HMI/SCADA, MES, analytics, and third party. Users can monitor, control, provide data entry, and perform analysis all through Proficy Operations Hub.

Out-of-the-Box or Build-Your-Own Industrial Apps such as:

- Monitor & Control
- Dashboards & KPIs
- Analysis
- Reporting
- Digital Andon
- Sustainability Metrics

OUTCOMES BY DESIGN

- Improve collaboration and continuous improvement programs with a cross-business, easily accessible digital operations hub
- Support your corporate IT strategies – available on the AWS Marketplace
- Rapid, no/low code development of Web-based displays for operations
- Faster response and better decision-making with centralized visualization, digitized processes, data analysis in context, and task lists
- Decreased costs and time-to-market for creating Web-based operations applications using HTML5 technology
- Lower maintenance costs with centralized Web applications
- Information anywhere, any time with responsive design

01 Accelerate development with code-free configuration and native HTML5

Proficy Operations Hub allows both developers and non-developers to quickly assemble displays through a comprehensive library of widgets and arrange them to provide responsive operator visualization.

You can easily define data sources and entities for connected devices and create queries to access and transform data into actionable information for operations.

Drag-and-drop design allows for simple placement and configuration of visualization components on the display, then dragging the query or data source onto the component quickly enables the data connections.

02 Deliver contextual, actionable information with a cross-business operations hub

Proficy Operations Hub shares information across frontline workers, empowering them with knowledge of what is happening.

The software enhances accessibility across roles and locations, providing critical information including trends for improved response and real-time task lists. The solution also makes it easy to collect data from operators, facilitating interaction and sending commands back to connected interfaces. Operators can monitor, control, analyze, and more.

03 Information at your fingertips

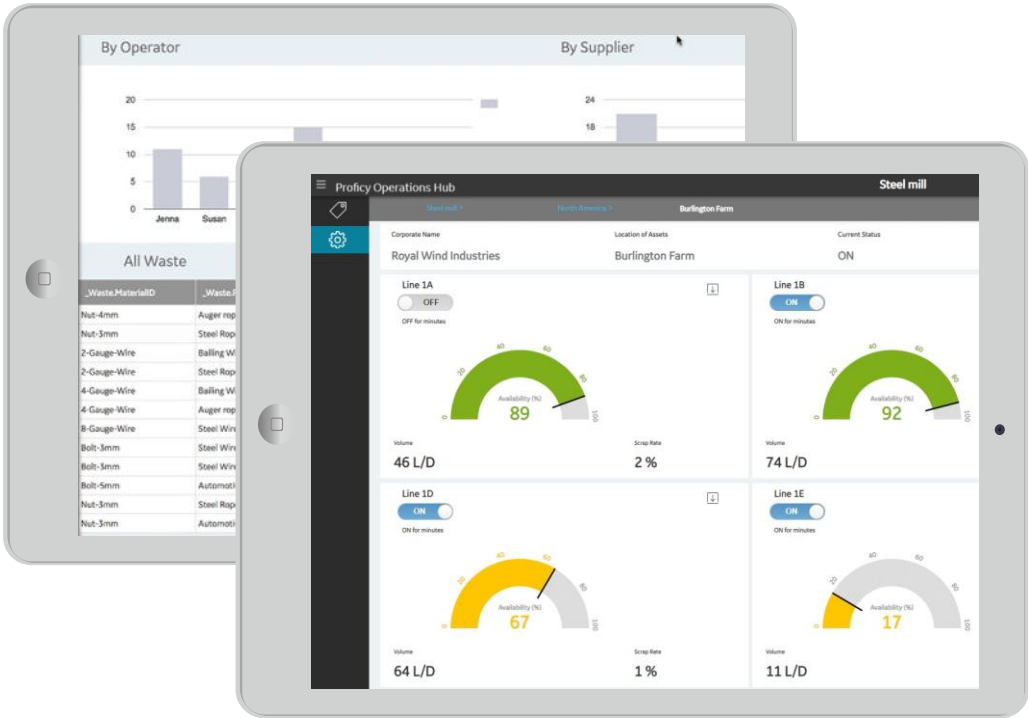
Responsive design and native HTML5 technology allow you to build the application, so information is readily available on PC displays, tablets, and mobile phones.

You can allow access to information and insights into your operations from anywhere, any time.

04 Fast, automatic response based on IIoT data

Proficy Operations Hub allows you to trigger automatic actions based on human events or device or system data.

You can configure actions to drive data queries, send emails, or send commands to devices.




05 Save time with zero deployment clients, centralized management & standards

Leveraging Web technology and open standards such as OPC UA for interoperability, Proficy Operations Hub reduces deployment and maintenance time. The true native Web clients do not require any client installation. Deploying and maintaining have never been easier.

With native HTML5, you can design once and deploy across different display technologies, reducing configuration and maintenance efforts, giving your enterprise teams rich Web-based OT intelligence.

“Proficy Operations Hub accelerated time to value as we developed



dashboards, and more.”

**Sven Simons, Manager, Industrial IT Business Unit
Control & Protection Automation nv**

Modern, centralized OT visualization with no-code configuration, native HTML5 & remote access

Features

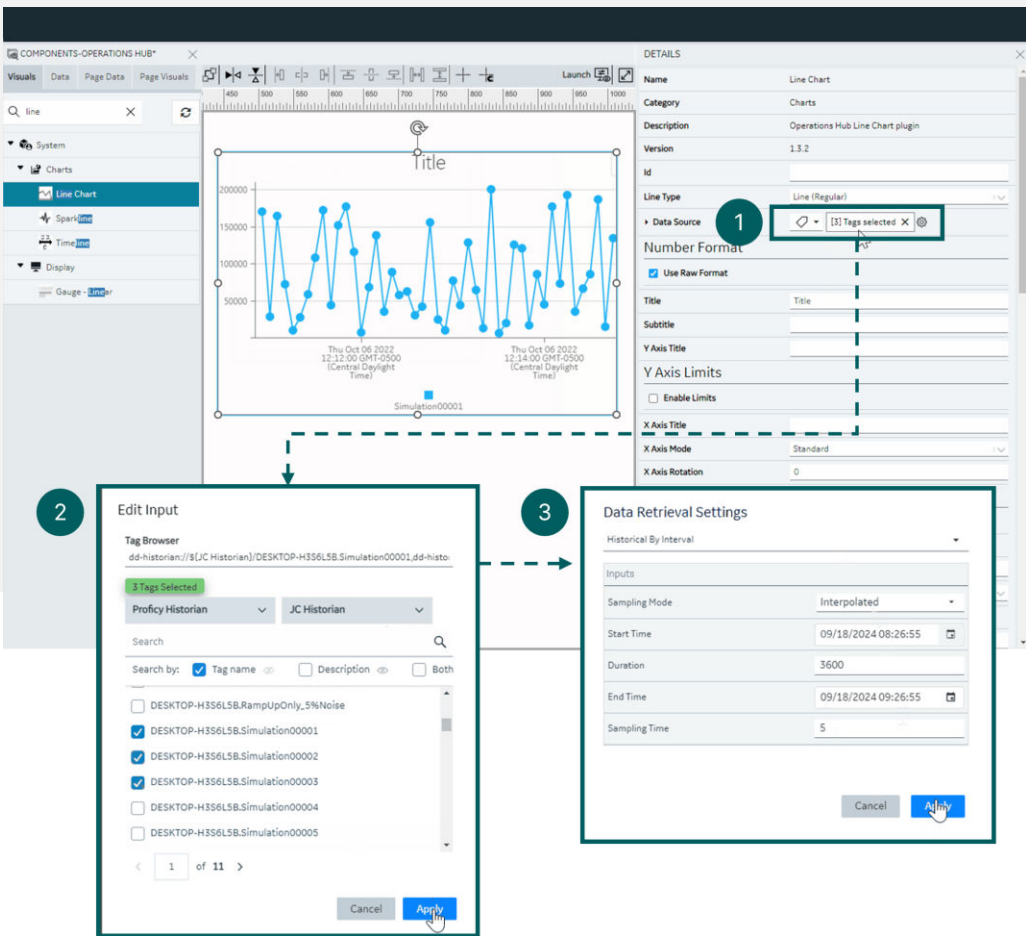
New in Version 2025

- Scripting
 - User can create, edit, delete, and test script definitions
 - Script capabilities include standard numeric and data type libraries
 - User can add scripts to an Operations Hub application page, bind the script input and output, and configure the script to run based on application events
- HMI - Enhanced Data Binding
 - User can directly reference tags when binding widgets
 - Users can view tags used within Page Data area
- HMI - Performance Improvements
 - Improvements to page load performance for pages with most commonly used HMI widgets
- MES - GraphQL Connector
 - Ability to connect to data sources supporting GraphQL

Simplified Data Binding – Pages are easier to build, debug, and maintain

When building screens, users have the ability to refer to tag and model data directly for each widget, instead of referring to more abstract concepts such as queries or query output fields.

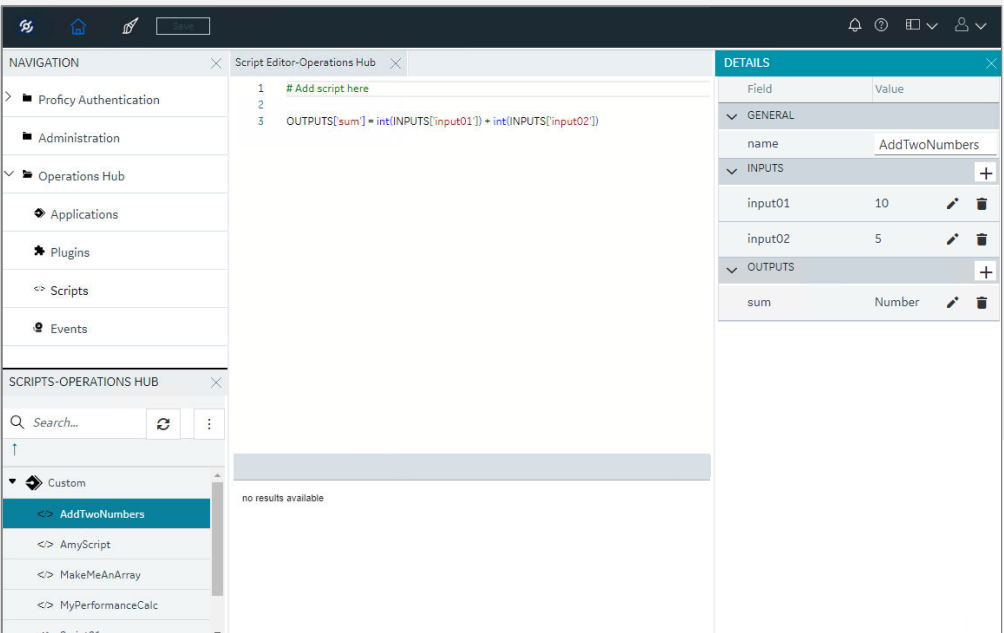
- Drag and Drop integration - User confirms simple data settings after drop
- Users can browse for tag directly from widget details
- Users can directly see what data is bound to the widget, instead of having to trace back to the query and find the tag input field.



Scripting – Extends Operations Hub for scenarios previously out of reach

Users have the ability to customize data and visualizations through a free-form scripting interface. They will be able to perform common data manipulation tasks such as:

- Selecting portions of a data set
- Joining data from multiple sources
- Formatting of data
- Performing calculations on large data sets
- Data validation
- For-each iteration
- Searching, sorting, and filtering



LEARN MORE ABOUT OPERATIONS HUB

GET FREE TRIAL

WATCH OPERATIONS HUB 2025 WEBINAR